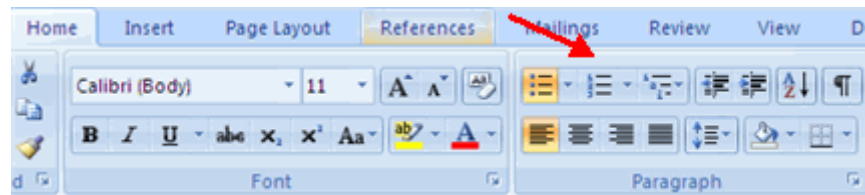


Word 2007 Bulleted and Numbered Lists

Bulleted lists have bullet points, numbered lists have numbers, and outline lists combine numbers and letters depending on the organization of the list.

To **add** a list to existing text:

- Select the text you wish to make a list
- From the Paragraph Group on the Home Tab, Click the **Bulleted or Numbered Lists** button



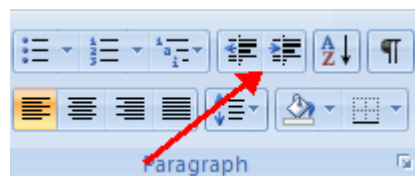
To **create** a new list:

- Place your cursor where you want the list in the document
- Click the **Bulleted or Numbered Lists** button
- Begin typing

Nested Lists

A nested list is list with several levels of indented text. To create a nested list:

- Create your list following the directions above
- Click the **Increase or Decrease Indent** button









Formatting Lists

The bullet image and numbering format can be changed by using the **Bullets or Numbering** dialog box.

- Select the entire list to change all the bullets or numbers, or Place the cursor on one line within the list to change a single bullet
- Right click
- Click the **arrow** next to the bulleted or numbered list and choose a bullet or numbering style.






Calibri (Bo... 11 A A A



B *I*      

Recently Used Bullets

-



Bullet Library


None     

Document Bullets

-

 Change List Level 

 Define New Bullet...